




TECH BYTES



Orange Board of Education

April 2016 - May 2013



KIDDLE

<http://www.kiddle.co/>

Kiddle is a new and a child-friendly search engine for a kid that is supported by Google's Custom search bar embedded in the website. The website uses a robotic, outer space theme with a cute and a friendly robot that will attract children. The first three results are always the safe sites that are created by the children. The next results will include links that will be easy for children to understand. And the rest of the search results will be more difficult for kids to understand, but they are still filtered by Google safe search to avoid inappropriate content. The logs are cleared every day and the search engine doesn't collect any personal information. If your child searches for some inappropriate words, an angry robot will tell the children to go back to the search box and try again.

The search engine also lets parents block any additional keywords and they may also request to block a site if they think it's not suitable for their children.

Of course, with all this massive information on the World Wide Web, it is still difficult to control or filter the content that our children or our students are facing every day, but it is still great that some companies are trying to help

How is Kiddle designed specifically for kids?

- 1) Safe search: sites appearing in Kiddle search results satisfy family friendly requirements, as we filter sites with explicit or deceptive content. Please read more on kids safe search on Kiddle here.
- 2) Kids-oriented results: the boxes below illustrate how Kiddle returns results for each query (in the order shown):
Safe sites and pages written specifically for kids. Handpicked and checked by Kiddle editors. Typically, results 1-3.
Safe, trusted sites that are not written specifically for kids, but have content written in a simple way, easy for kids to understand. Handpicked and checked by Kiddle editors. Typically, results 4-7.

Safe, famous sites that are written for adults, providing expert content, but are harder for kids to understand. Filtered by Google safe search.


Typically, results 8 onwards.

3) Big thumbnails: most Kiddle search results are illustrated with big thumbnails, which makes it easier to scan the results, differentiate between them, and click the most appropriate results to your query. Thumbnails serve as visual clues and are especially beneficial to kids as they don't read as fast as adults.

4) Large Arial font in Kiddle search results provides better readability for kids.

5) Privacy: we don't collect any personally identifiable information, and our logs are deleted every 24 hours. Please read our full privacy statement [here](#).

* Kiddle is powered by Google Custom Search but is not affiliated with Google Inc.



Choosing the Right Technologies to Transform Learning

“The use of technology as a tool helps to engage and reinvigorate the classroom because students now have control over the manner in which they’ll demonstrate mastery of the content that they have to learn.

- Dr. Steven Ebell,
”

Deputy Superintendent for
Curriculum and Instruction, Clear
Creek Independent School District

8 THINGS ALL TEACHERS SHOULD LEARN ABOUT #EDTECH




Google tools are fabulous for education!

Google



Super simple to set up and can be used by learners from Yr2 to Yr13



A firm favourite AFL tool of mine.



SOCRATIVE



Create quizzes, surveys, and discussions.

KAHOOT



CAMERA

Snapshot students' work to inspire and reward!



MICROPHONE

Use software like Adobe Voice and let learners record their ideas in class.

Teachers, you really should give it a go!



TWITTER



VIDEO CONFERENCING

Why not source an expert to Skype into your classroom?

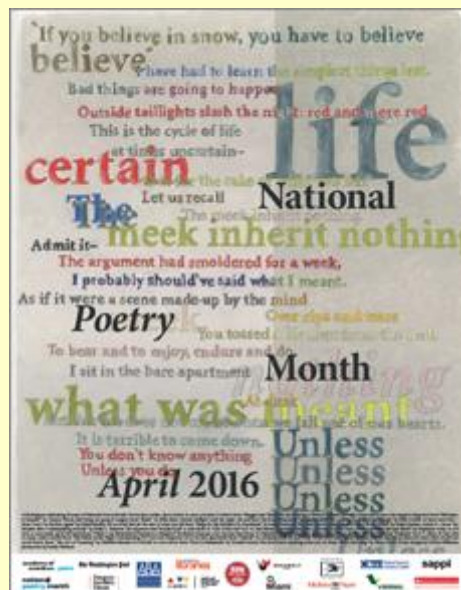
Sketched by @pw2tweets

NATIONAL POETRY MONTH ★ APRIL

<https://www.poets.org/national-poetry-month/home>

This April marks the 20th anniversary of National Poetry Month, which was inaugurated by the Academy of American Poets in 1996. Over the years, National Poetry Month has become the largest literary celebration in the world with schools, publishers, libraries, booksellers, and poets celebrating poetry's vital place in our culture.

Each year, the Academy of American Poets partners with award-winning designer Chip Kidd to commission a poster in celebration of National Poetry Month. We distribute more than 120,000 posters, which are displayed in classrooms, libraries, and bookstores, from coast-to-coast. This year's poster was designed by Debbie Millman and features lines of poetry by some of our greatest poets.



Download Letter Size Poster

https://www.poets.org/sites/default/files/2016%20poster_0.pdf

Dear Poet Project

<https://www.poets.org/national-poetry-month/dear-poet-project>

For National Poetry Month 2016, we present Dear Poet, a multimedia education project that invites young people in grades five through twelve to write letters in response to poems written and read by some of the award-winning poets who serve on the Academy of American Poets Board of Chancellors. And to help teachers bring Dear Poet to the classroom, we worked with a curriculum specialist to design a lesson plan, aligned with the Common Core.

Students—to participate in this year’s Dear Poet project, watch the videos below of Chancellors reading and discussing one of their poems. Then, write them a letter in response and send it by post or email to the Academy of American Poets, 75 Maiden Lane, Suite 901, New York, NY 10038 or dearpoet@poets.org by April 30, 2016. Please include your name and the name of the poet to whom you’ve written. We will consider all letters for publication on Poets.org in May 2016. And our Chancellors will reply to select letters of their choosing.

Teachers—if you are interested in using Dear Poet in the classroom, we worked with a curriculum specialist to design a series of activities, aligned with the Common Core, especially for you.

Poetry Lessons and Resources

The Teachers Guide

<http://www.theteachersguide.com/poetrymonth.htm>

Teacher Vision

<https://www.teachervision.com/poetry/teacher-resources/6657.html>

Scholastic

<http://teacher.scholastic.com/poetry/>

Read Write Think

<http://tinyurl.com/24dljxl>

Read Works

<http://tinyurl.com/hdox8lq>

Education World

<http://tinyurl.com/2bpc4p>



EARTH DAY

Earth Day is an annual event, celebrated on April 22, on which day events worldwide are held to demonstrate support for environmental protection. Gaylord Nelson founded Earth Day in 1970. In the same year, Denis Hayes coordinated the first Earth Day in the United States. As a result of Earth Day, many environmental laws were passed and the Environmental Protection Agency was created. Today, the fight for a clean environment continues with increasing urgency, as the ravages of climate change become more manifest every day.

Resources

TeacherVision

<http://tinyurl.com/hgk4eas>

Eduplace

<https://www.eduplace.com/monthlytheme/april/earth.html>

Education World

<http://tinyurl.com/lm4oloq>

NEA

<http://tinyurl.com/hf9c3ps>

Edutopia

<http://www.edutopia.org/blog/earth-day-lesson-plans-matt-davis>

Scholastic

<http://www.scholastic.com/teachers/collection/celebrate-earth-day/>

Science NetLinks

<http://sciencenetlinks.com/collections/earth-day/>



Word clouds also provide an easy way for teachers who are just getting started using web technology in the classroom. The list includes a multitude of subject areas. These ideas include practices shared with me, various readings, and a lot of my own brainstorming. I know this will be an article you wish to share with others. In order to better understand some of the advanced uses I suggest you may wish to read, 12 Valuable Wordle Tips You Must Read. Keep in mind that word clouds are a Web 2.0 tool. Make sure your students practice proper digital citizenship and privacy.

<http://www.techlearning.com/blogentry/10487>



Common Core Blog



<http://www.schoolimprovement.com/blogs/common-core-blog/>



<https://www.thinglink.com/edu>

ThingLink is an interactive media platform that empowers publishers, educators, brands, and bloggers to create more engaging content by adding rich media links to photos and videos.

Use ThingLink to create interactive news photography, maps, posters, family albums, infographics and classroom presentations! ThingLink interactive images help students develop 21st century skills and enrich their enthusiasm for learning.

ThingLink works on all modern web browsers as well as iPad, iPhone and Android.



<https://kids.usa.gov/teachers/calendar/april/index.shtml>



<http://www.topmarks.co.uk/parents/>

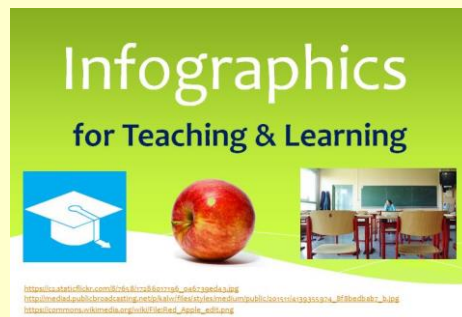
Helping teachers and parents save time finding excellent online educational resources.

2016 Monthly Fun Facts Calendar



Click on the March link below to find fun activities on holidays, events, and celebrations. There's something worth celebrating every day!

<http://life.familyeducation.com/calendar/printable/58376.html?month=4&year=2016&cc=us>



6 Tips for Creating Top-Notch Infographics For Teaching and Learning

<http://tinyurl.com/gto9x4r>

Have you ever used infographics with your students? Chances are you have without even realizing it. Infographics are simply visuals used to represent information or data. We often see infographics used to present many different statistics in an easy-to-digest format by using charts, graphs, and other visual representations of numbers.

The reason they're so popular is because they're an effective teaching tool. You probably know that 65 percent of people are visual learners, so doesn't it make sense to teach with visuals?

By creating an infographic handout, you can reinforce course concepts and make it easier for students to remember important sets of data. You can also use infographics as an online teaching tool if you have a classroom blog.

When the majority of your students are visual learners, infographics make studying easier. Here is a brief guide to helping you get started with teaching with infographics.

Read the complete article to find out how to create an effective infographic, but there are many more ways to create one that's more confusing than it is helpful. Start with these tips in the article to get started.

So, how will you use the awesome infographics that you create to teach your students?

Tools for Creating Infographics


<https://infogr.am/>

<https://www.canva.com/>

<http://www.visme.co/>

<https://venngage.com/>

<https://create.visual.ly/>



STEMSTEM Leadership Center: Articles, and STEM Resources



http://www.stemedcenter.org/resources_files/category-stem.html

Free Online Program



<https://www.irex.org/projects/tgc>

Teachers for Global Classrooms Program (TGC)

The Teachers for Global Classrooms Program (TGC) is a year-long professional development opportunity for United States elementary, middle and high school teachers to become leaders in global education. Global education is integral to building 21st century skills, and teachers are the greatest resource to empower students as global citizens. TGC equips fellows with the global competencies necessary to bring an international perspective to their schools.

Teaching and learning is transformed through targeted training, an international field experience, and global collaboration. TGC is a program of the U.S. Department of State's Bureau of Educational and Cultural Affairs and administered by IREX.

TGC Fellows become global ambassadors in their classrooms, schools, and broader communities through:

- Collaboration with U.S. and international colleagues to promote mutual understanding.
- Rigorous professional development so teachers return to their schools as catalysts for global engagement.
- International field experience and curriculum development focused on global competency, technology integration, and cross cultural communication.



<http://codecombat.com/>

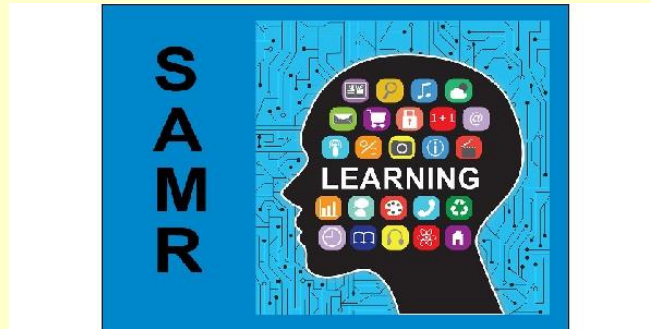
CodeCombat is a platform for students to learn computer science while playing through a real game.

Our courses have been specifically playtested to excel in the classroom, even by teachers with little to no prior programming experience.

Real, typed code from the first level. Getting students to type code as quickly as possible is critical to learning programming syntax and proper structure.

Educator resources and course guides available. Teaching computer science does not require a costly degree, because we provide tools to support educators of all backgrounds.

Code Combat makes coding accessible to everyone. Democratizing the process of learning coding is at the core of our philosophy. Everyone should be able to learn to code.



SAMR PreK-K



Application of the SAMR model



Academic Website



<http://www.hippocampus.org/HippoCampus/?user=hippocampus>

HippoCampus.org is a free, core academic web site that delivers rich multimedia content--videos, animations, and simulations--on general education subjects to middle-school and high-school teachers and college professors, and their students, free of charge. Teachers project HippoCampus content during classroom learning and assign it for computer labs and homework. Students use the site in the evenings for study and exam prep. Users do not need to register or log in to use the site.

Teacher can create a free account to customize HippoCampus for your students. Make playlists with content from HippoCampus and any website!

As an open resource for personalized learning, HippoCampus.org was designed as part of a worldwide effort to improve access to quality education for everyone.



Chrome Omnibar

Chrome omnibar (AKA address bar) is also a search bar. So instead of going to Google home page each time you want to conduct a query you can do it right from Chrome

address bar. Just type in your query in Chrome omnibar and it will direct you to Google search results page. However, there is one little trick you need to know about Chrome omnibar. When you start typing your search query into Chrome address bar a list of different suggestions shows up. These suggestions can include anything from saved bookmarks to browsing history. If you want to only see search suggestions as is the case with Google instant search, you will have to add the question mark symbol in front of your query as shown in the snapshot below.



How to Create an eBook with Google Slides

<http://tinyurl.com/gtpgff>

Did you know that Google Slides can be used for much more than just presentations? Google Slides is one of the most flexible learning tools in the Google Apps suite. The process of creating an eBook is so much easier in Google Slides than Google Docs.

Google Slides allows you to manipulate and edit images in ways that you cannot in Google Docs. With Slides, you can add backgrounds, borders, and layer text boxes,

graphics, and shapes. If you have ever been frustrated with trying to get an image in the exact spot you want in Google Docs, you may want to try it in Google Slides. Since you can easily convert your slides to PDF, the most universally accepted file format, your eBook can be read on practically any device.

Visit the link above for detailed step by step instructions and screenshots.



<http://www.crayola.com/for-educators/ccac-landing/grant-program.aspx>

Creative Leadership Grants 2016

The 2016 program provides grants for innovative, creative leadership team building within elementary schools. Apply now for the opportunity to receive a grant for building your school's creative capacity. Each grant-winning school (up to 20 grants awarded) receives \$2,500 and Crayola products valued at \$1,000.

Administrator's Resource Corner



Social Media Teachers & Administrators

Coming up with social media policies for employees is a challenge across a number of industries, but in education, it has an even greater importance. Whether YOU realize it or not, educators set an example for students, who are watching what educators say on social media and elsewhere – which is why it's important for educational leaders to model positive interactions online. Students are online around the clock thanks to the advent of smartphones, and are likely to search for and locate teachers and school officials in varying capacities online.

And that starts with realizing that everything posted electronically is public. While private social media accounts provide some level of privacy, anyone can take a screenshot of what you post and share it outside of those walls.

With the mindset that everything is public, it's critical to be professional in both personal and professional contexts, and use common sense. That said, what's common sense to one person may not be for someone else.

Helpful Hints:

- Post statements you'd feel comfortable sharing with your boss or clients in person.
- Never comment about work online
- Post photos or videos of yourself that you consider to be professional

Read More:

<http://www.educationdive.com/news/the-challenge-of-social-media-policies-for-teachers-administrators/414098/>

<http://www.eschoolnews.com/2016/02/17/social-media-posts-563/2/>

Assessment Tool



<https://www.quizalize.com/>

Quizalize is a great online tool that lets teachers turn quick classroom quizzes into exciting multi-player games. Teachers can create a quiz on any subject they want or use one of the hundreds of quizzes teachers have already created in the Quizalize Marketplace. Students can take the quiz on any device with a browser - laptop, tablet or smartphone.

Students are awarded points for correctly answering questions quickly. Students are given feedback instantly on every quiz question that they answer. A total score is presented to students at the end of every quiz.

Creating quizzes on Quizalize is a simple process. To get started just name your quiz and tag it with a subject label. As you write each quiz question you can include a picture and up to four answer choices. You can specify a time limit of 5 to 120 seconds for each question.

Teachers can choose to have all students play in class together or assign a quiz for homework. Teachers get real-time feedback on how each student is doing, so they can easily identify who needs extra help and who is ready for a new challenge. If you play with the Team Game feature, the whole class can compete in teams and see their results in real time on an interactive whiteboard.

One of the better aspects of Quizalize is found in the results page that you see as a teacher. The scores for each student appear on your screen in one place. On the results page you can quickly identify the questions that gave students the most difficulty in terms of correct answers as well as time needed to answer each question.

Introduction Video

<https://youtu.be/jmgMbEzkRUA>

TECHNOLOGY HUMOR



"You would not believe the battery life on this thing. I've been reading it for weeks!"



"I see the printer is acting up again."



"You have reached the technical assistance hotline. We are experiencing technical difficulties. Please call back later."



"Some people are still afraid to use their credit card online, so I set up our e-store with a web cam and a grandma."